

卡丽 KARAT

安装说明书 INSTALLATION INSTRUCTIONS

卡丽拖布池龙头
KARAT BIB TAP
13984T-CP

BEFORE YOU BEGIN

Please read these instruction carefully familiarize yourself with the required tools,materials,and installation sequences.Follow the sections that pertain to your paticular installation. This will help you avoid costly mistakes.In addition to proper installation,read all operating and safety instructions.

All infomation in these instructions is based upon the latest product infomation available at the time of publication. Karat reserves the right to make changes in product characteristics, packageing, or availability at any time without notice.

These instructions contain important care, cleaning,and warranty information,**please leave instructions for the consumer**

安装之前

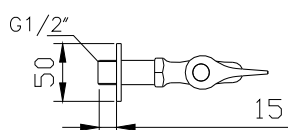
请仔细阅读说明书，熟悉所需工具、材料和安装顺序，参照相关章节完成您所需的安装，以避免昂贵的损失，除了正确的安装外，请详阅所有的操作和安全说明。

本说明书所含的一切资料均以印刷时所有的最新产品为准，卡丽公司保留权利随时更改产品特性、包装或供应情况，恕不另行通知。

本说明书也包含了有关保养、清洁及产品担保等重要信息-请交予用户保存。

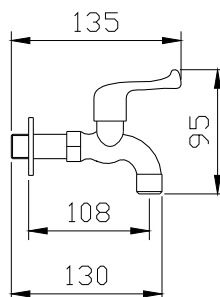
ROUGHING-IN

Unit:mm



尺寸图

单位: 毫米



INSTALLATION

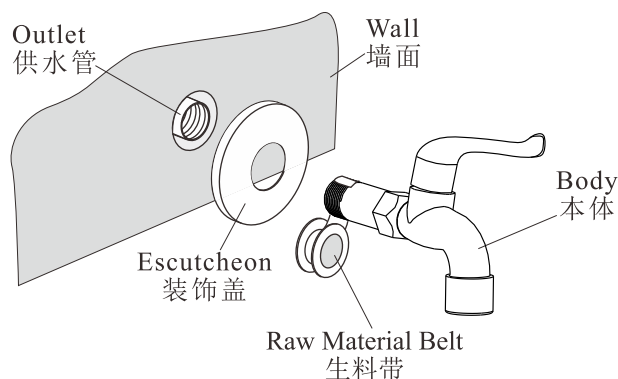
1 HOW TO INSTALLATION THE BIB TAP

Flush the water supply pipes thoroughly to remove debris.Install the escutcheon with the bib tap . Twine P.T.F.E. Raw Material Belt around the extension of bib tap.

安装

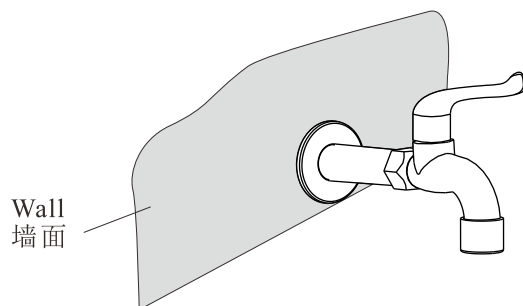
1 安装拖布池龙头

请先彻底冲洗供水管中的杂质，将装饰盖穿入拖布池龙头本体上，在拖布池龙头的牙纹上缠上生料带。



Install the bib tap into the Outlet on the wall.

如图示，将拖布池龙头安装到墙体内部。



INSTALLATION CHECKOUT

安装后检查

Ensure that all coupling nuts are tight. Turn on the main water supply, and check for leaks. Repair as needed.

确保衔接螺母都已拧紧，开启主水源，检查是否有漏水，如有请重新拧紧。

CLEANING INSTRUCTIONS

清理说明

All finishes : clean the finish with a mild soap and warm water. wipe entire surface completely dry with a clean soft cloth. Many cleaners may contain chemicals , such as ammonia chlorine, toilet cleaner etc., Which could adversely affect the finish and are not recommended for cleaning.
Don't use abrasive cleaner or solvents on karat faucets and fitting.

适用于所有加工处理过的表面：
以中性肥皂水清洗镀层表面，再以干净的软布彻底擦干整个表面。许多清洁剂，比如氨水、去污粉及洁厕灵等，会对电镀表面造成伤害，切勿使用。

有腐蚀性的清洁剂或溶剂不可使用于卡丽的水龙头及其附件上。

ONE -YEARS WARRANTY

一年有限担保

Our company provides one years warranty for its drain
Our company will,at its election ,repair ,replace or make appropriate adjustment where our company inspection discloses any such defects occurring in normal usage within warranty.

本产品自购买之日起，在正常使用下我司将提供一年的质量担保，经核查后，我司有权决定是修理、更改、还是做适当的调整。

The warranty, including products, is limited clearly. Our company is not responsible for other damages appeared after the warranty. Also,the warranty dose not cover problems arising from labor charges,incorrect use and installation.

这里的担保，包括产品都已明确地限制在该担保期内。本公司对以后出现的损坏不负有任何责任。担保也不包括外观损伤，使用不当及未按说明书安装的损失。

Shanghai Kohler International Trade Co., Ltd.,
Address: Room324, 2 Xinlin Rd,
Waigaoqiao Free Trade Zone, Shanghai
Tel: 021-26062000
Postcode: 200131

上海科勒国际贸易有限公司
地址：上海市,外高桥,保税区,新灵路106号2号楼324室
电话：021-26062000
邮编：200131

