

卡丽 K A R A T

安装说明书 INSTALLATION INSTRUCTIONS

SQUAT FLUSH VALVE 冲洗阀蹲便器
VITREOUS CHINA 釉面陶瓷
17199T-M1-WK

BEFORE YOU BEGIN 安装之前

NOTE

- * Observe all local plumbing and building codes.
- * Prior to installation, unpack the new squat and inspect it for damage. Return the squat to its protective carton until you are ready to install it.
- * These instructions are for installing the squat to masonry construction.
- * The walls and floor must be square, plumb, and level.

注意

- * 留意当地所有给排水及建筑规定。
- * 安装之前，先开启新蹲便器的包装，并小心检验新的蹲便器是否有损坏，再将蹲便器放回包装盒内，到安装时才取用。
- * 这些说明适用于砖石建筑上安装蹲便器。
- * 墙面与地面必须成直角，垂直，水平。

TOOLS AND MATERIALS REQUIRED

(Not Supplied)

- * Level
- * Drill with assorted bits
- * Adjustable wrench
- * Tape measure
- * Screwdriver
- * Pencil
- * Sealant

所需工具及材料

(不随货供应)

- * 水平尺
- * 电钻，配备各类钻头
- * 活动板钳
- * 卷尺
- * 螺丝刀
- * 铅笔
- * 密封胶

Installation

- * To install the squat refer to Fig.1.

安装

- * 按图一所示安装好蹲便器。

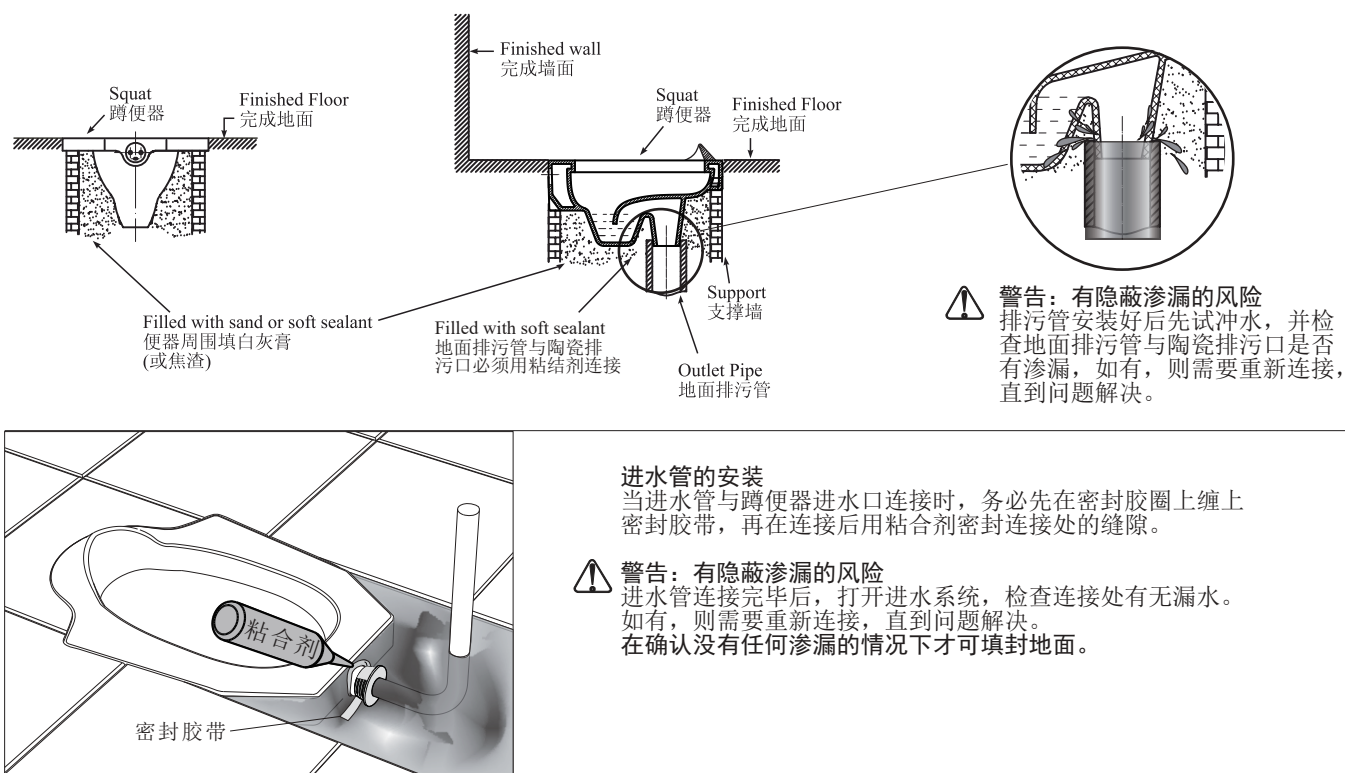


Fig.#1
图一

* To install flush valve according to the installation manual of the flush valve.

* 按图二所示安装冲洗阀(参考所购冲洗阀的安装说明书)。

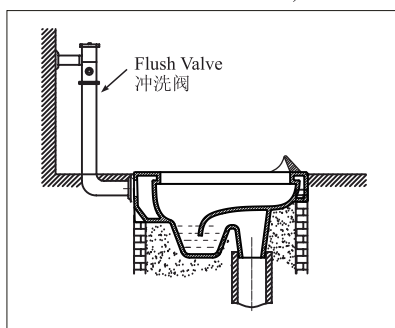


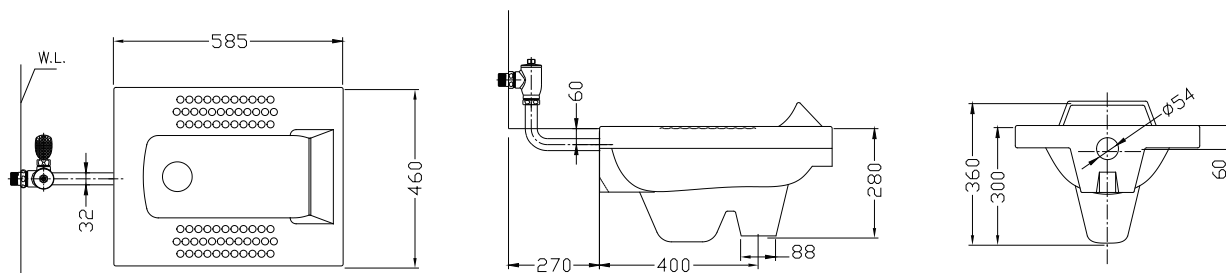
Fig.#2
图二

NOTE: Do not use white cement or high lime content cements to install this squat. The expansion of cement due to a rise in temperature may make the squat crack or cause damage. We are not responsible for any damage caused by installation with the use of cement.

小心: 安装本蹲便器时切勿使用白水泥或高石灰含量之水泥, 因水泥的热膨胀可能使蹲便器的表面挤破或损坏。本公司对所有因水泥安装而引致的蹲便器破裂恕不负责。

ROUGHING-IN

尺寸图



UNIT: mm
单位: mm

One-Year Limited Warranty

Karat warrants its product to be free of defects in material and workmanship for one (1) year from date of purchase. This warranty only applies to Karat product purchased and installed in mainland China.

Karat will, at its election, repair, replace, or make appropriate adjustment where Karat inspection discloses any such defects occurring in normal use during the warranty period. Karat is not responsible for removal or installation costs. Damage caused by accident, misuse, or abuse is not covered by this warranty. Improper care and cleaning will void the warranty.*

If you believe that you have a warranty claim, contact Karat through your Dealer, Plumbing Contractor, Home Center or E-tailer. Please be sure to provide all pertinent information regarding your claim, including a complete description of the problem, the product, model number, color, finish, the date the product was purchased and from whom the product was purchased. Also include your proof of purchase (original sales receipt).

KARAT AND/OR SELLER ARE PROVIDING THESE WARRANTIES IN LIEU OF ALL OTHER WARRANTIES, EXPRESSED OR IMPLIED, INCLUDING BUT NOT LIMITED TO THE IMPLIED WARRANTIES OF MERCHANTABILITY AND FITNESS FOR A PARTICULAR PURPOSE. KARAT AND/OR SELLER DISCLAIM ALL LIABILITY FOR SPECIAL, INCIDENTAL OR CONSEQUENTIAL DAMAGES.

This is Karat's exclusive written warranty.

一年有限担保

卡丽担保本产品自购买之日起一年内无材料及制造工艺上的瑕疵。本担保仅适用于在中国大陆购买并安装的卡丽产品。

在担保期内, 如经卡丽核查后发现产品在正常使用的情况下存在瑕疵, 卡丽将自行决定对产品进行修理、更换、或是作适当的调整。卡丽不承担上述成本以外的人工成本、拆除或安装的成本。由于意外、过度使用或或使用不当造成的产品损害不属于担保范围之内。不适当的保养和清洁将导致担保无效。

为获得担保服务, 请通过您的经销商、承包商、家居中心或网络零售商联系我们。请确保提供所有相关的信息, 包括完整的问题描述、型号、颜色、表面镀层、购买时间及销售方。请务必同时提供购买凭证(原销售发票)。

在法律允许的范围内, 卡丽及/或销售商提供此担保以取代所有其他明示或默示的担保(包括但不限于产品的适销性和适用于特定目的的担保), 并且卡丽及/或销售商对任何特殊、附带或衍生性损害赔偿不承担责任。

这是我们全部的书面担保。

Shanghai Chehe Trading Co., Ltd.
Address: Floor 2, No.126,128,130 Jiang Chang
San Road, Jing An District, Shanghai
Tel: 400-920-8262
Postcode: 200436

上海澈和贸易有限公司
地址：上海市静安区江场三路126、128、130号2层
电话：400-920-8262
邮编：200436